

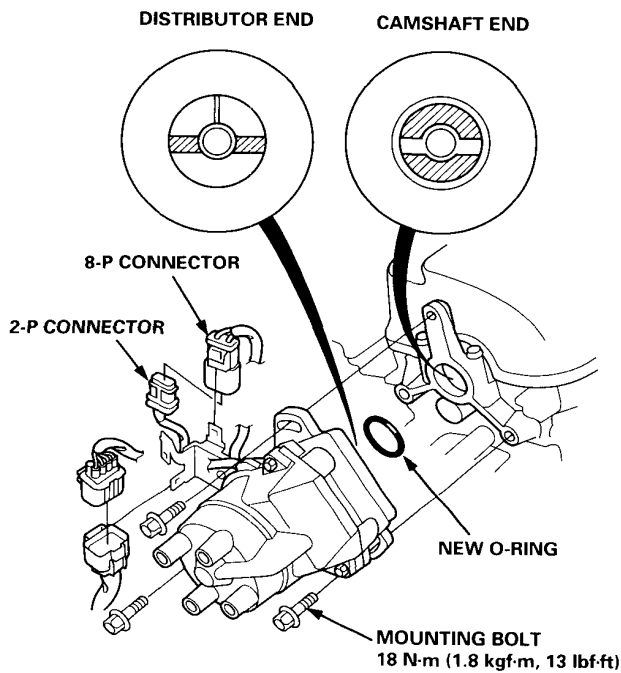
# Ignition System

## Distributor Installation

NOTE: Before you install the distributor, bring the No. 1 piston to compression stroke TDC (see section 6).

1. Coat a new O-ring with engine oil, then install it.
2. Slip the distributor into position.

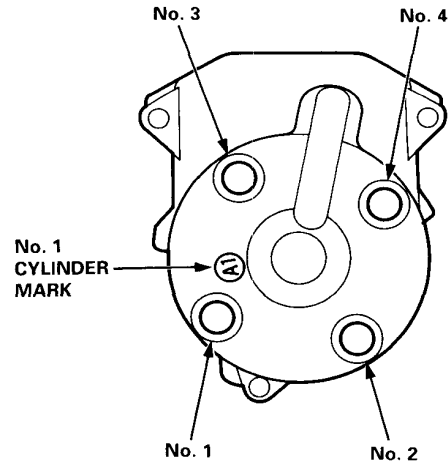
NOTE: The lugs on the end of the distributor and their mating grooves in the camshaft end are both offset to eliminate the possibility of installing the distributor 180° out of time.



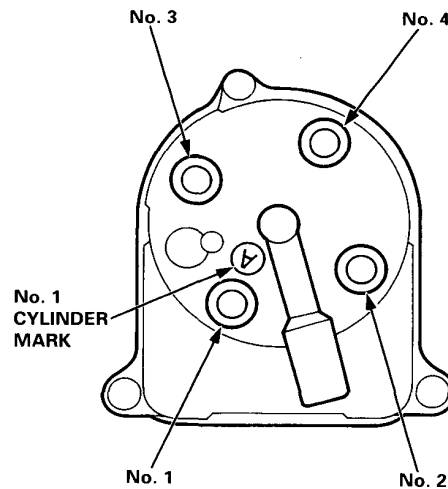
3. Install the mounting bolts, and tighten them lightly.
4. Connect the 2-P and 8-P connectors to the distributor.

5. Connect the ignition wires as shown.

F22B1 engine:



Except F22B1 engine:



6. Set the timing with a timing light (see page 23-95).
7. After setting the timing, tighten the mounting bolts.